



ANNOTATION

JON BOND - PROJECT 16

FLYUX MOBILE ANNOTATION



Content



Home Screen	3
Home Search Overlay	4
Home Search Overlay Results	5
Home Search Done	6
Fly To Search	7
Fly To Search Overlay	8
Fly To Search Results	9
Flights Screen	10
Select Date	11
Select Date and Class	12
Select Class & Search	13
Search Screen	14
Flight Selection	15
Flight Selection Details	16
Baggage	17
Seating	18
Your Details	19
Payment	20
Card Payment	21

Home Screen



Fly From Box

Welcome message here, display "GOOD (EVENING, AFTERNOON)" but when login add (USER-NAME). IE GOOD EVENING JON.

Fly from? Why not fly to?

Eliminate the error of user not finding their destination. Flying from dictates where you can fly to.

You can switch, using this icon, to 'Fly to?' here.

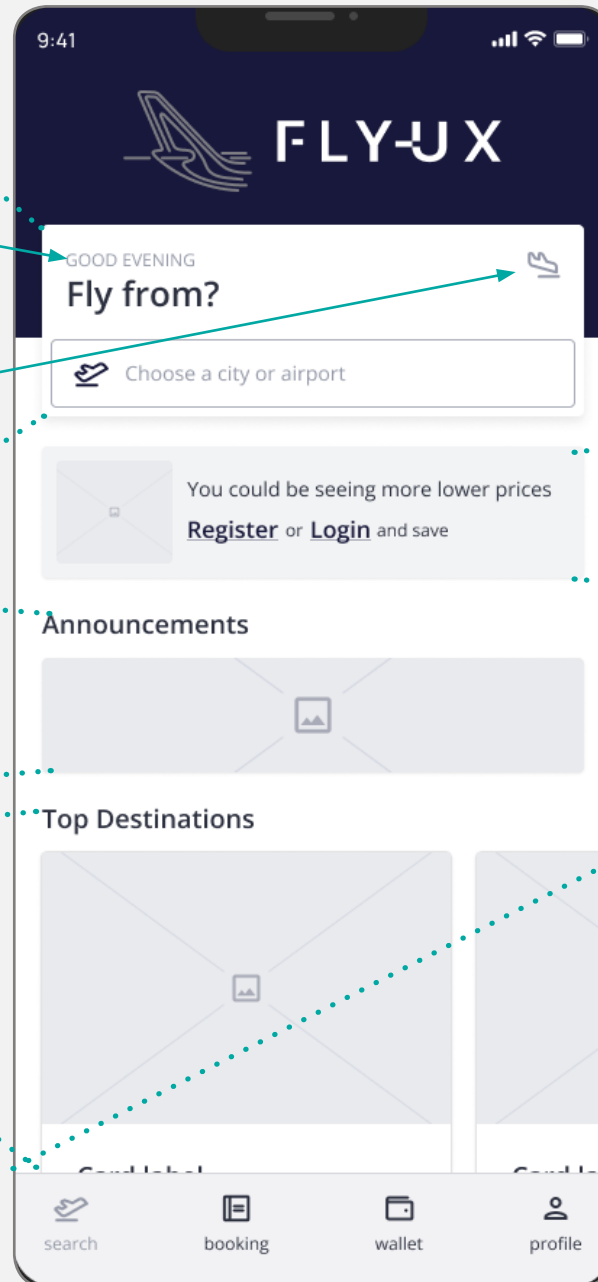
On Focus go to the next page for style/action of the input

Announcement Box

Display graphic if there is an announcement. OnClick display model with the latest flight/airport info

Top Destination Box

Display cards on the top 5 searched destinations. With image, destination title heading and sub text.



Screen Resolution

UI optimized for **414x896**
Mobile Screen Resolution Stats in Europe - January 2022.
Ref: gs.statcounter.com.

Reg Box

When login this does not need to be displayed.

Primary Nav Box

Display the four main sections. Here this 'search' section is selected. The remaining buttons are active.

Booking section will save current and historical booking you have made. Add tickets to Apple Wallet. Maybe other travel documents.

Wallet will control what your default payment type is and also hold the app own token and crypto.

Profile will hold passenger info and app settings.

Home Search Overlay

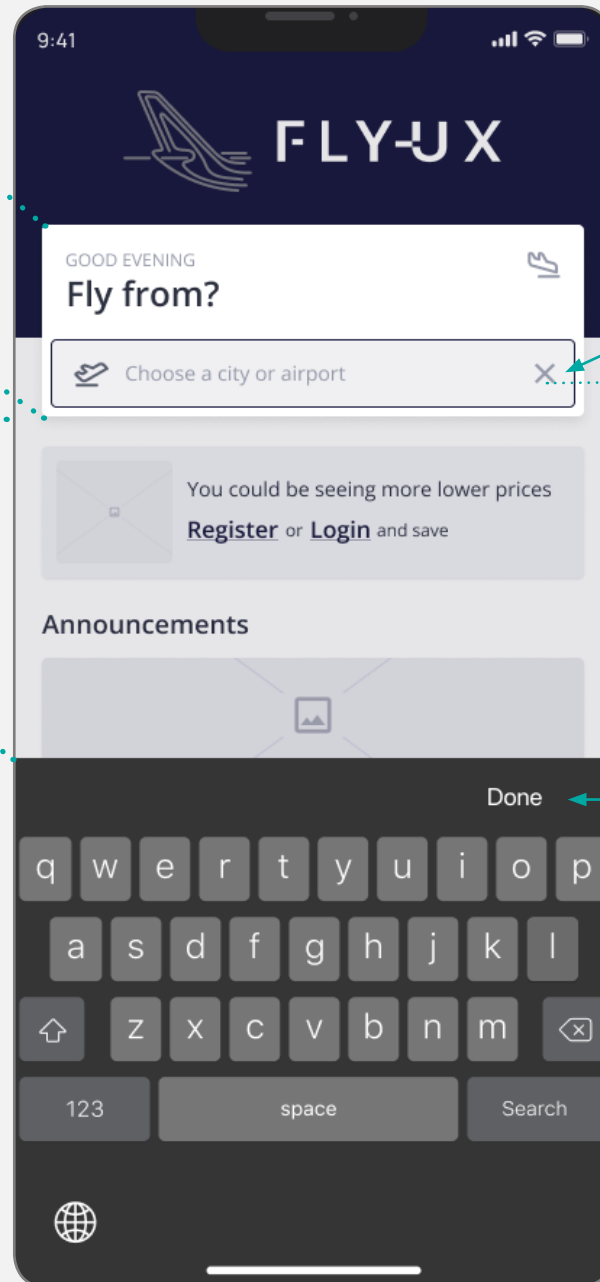


Fly From Box Active

When input is pressed and inFocus, the background gets an overlay, IOS keyboard pushes up from the bottom ready for input.

Overlay

OnClick overlay area, close overlay and IOS keyboard.



Clear

X icon on the right of input and reverse this action back to the home screen. When this input has been typed into this X clears the input.

Done

'Done' on the IOS keyboard will also close and go back to the home screen. If pressed and no key has been typed. Then the input is typed into the auto search is activated. 'Done' will then close the keyboard so user can then scroll the search.

Home Search Overlay Results



Fly From Box Active

The user inputs a letter, auto searches is used and displays destination airport below it. Option to use phones Geo location is presented also. Wanted progressive disclosure until user trusts the app.

Search Info

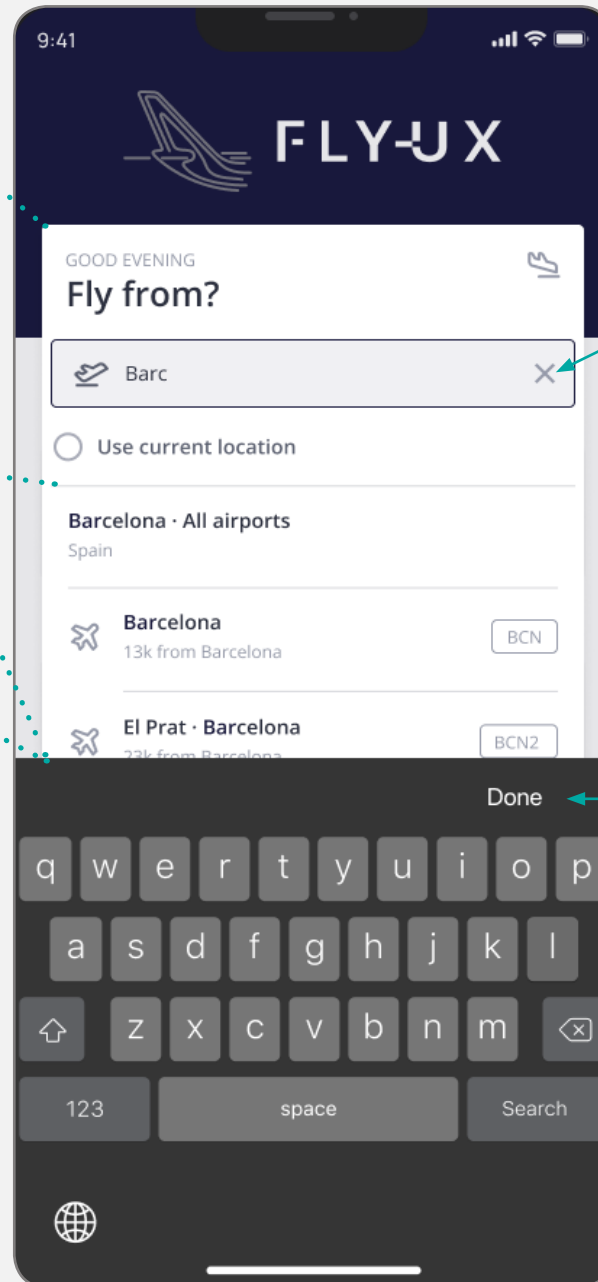
If city has more than one airport, then user has the option to search all airports or separately.

Clear

X clears the input. X again will close overlay.

Done

'Done' will then close the keyboard so user can then scroll the search.



Home Search Done

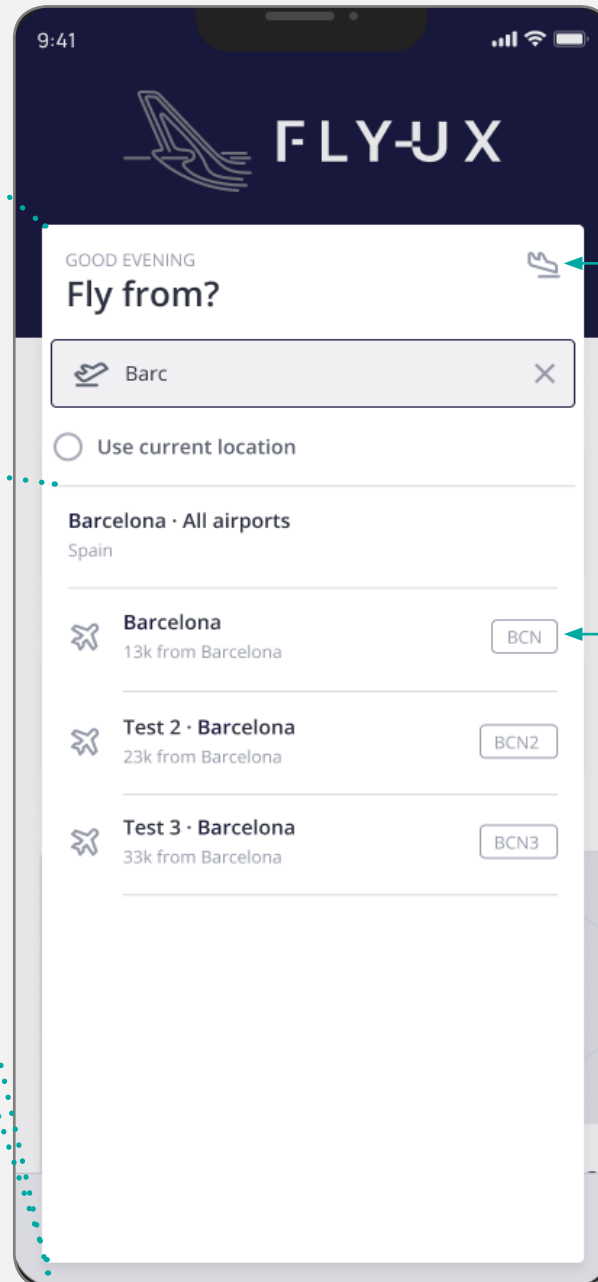


Fly From Box Active

The user inputs a letter, auto searches is used and displays destination airport below it. Option to use phone's Geo location is presented also. Wanted progressive disclosure until user trusts the app.

Scroll area

User can scroll this area if a lot of info needs to be displayed.



Switch

Go to Fly To? Screen

Flight Destination

Standard destination airport short code

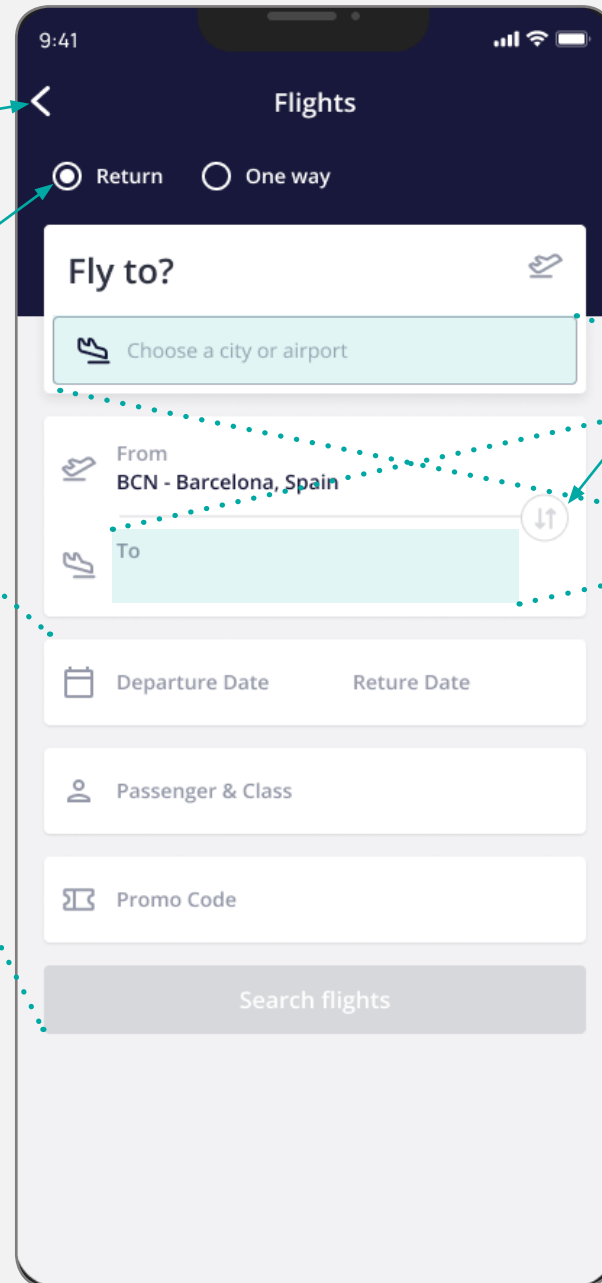
Fly To Search



Back
Back to previous screen

Fly Return or One Way
By default the Return option is active here.

Deactivated
User cannot change until to/destination airport/city is entered



Switch
Flip From City to To field.

Activate
Active area to activate the search overlay

Fly To Search Overlay



Title

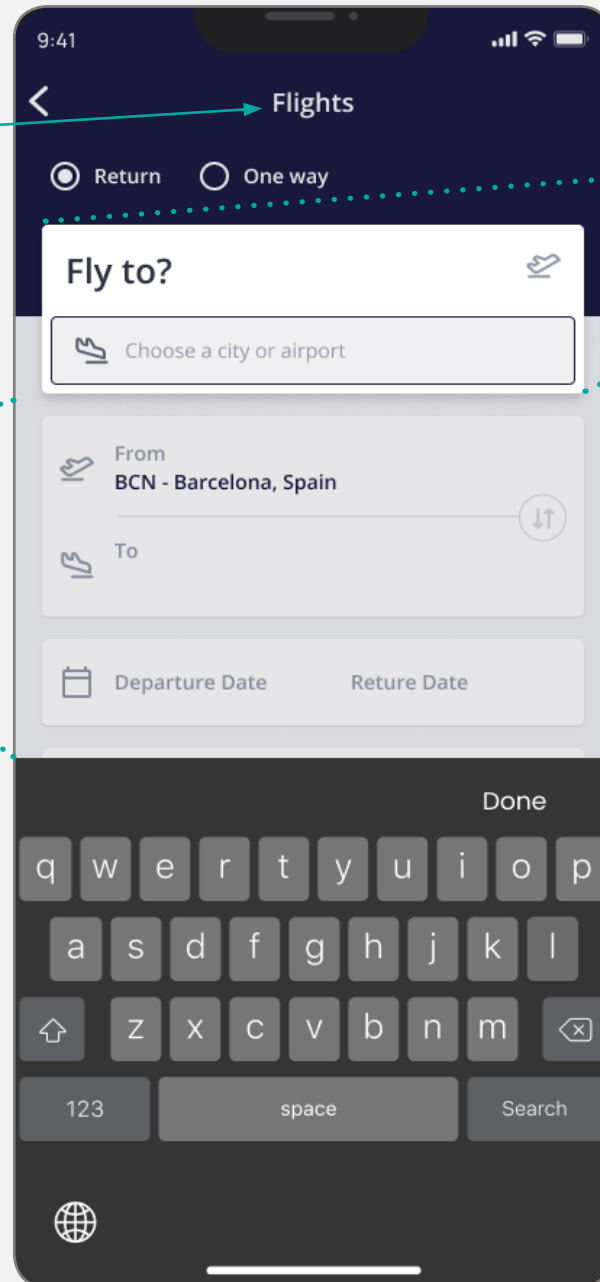
Screen title here

Deactivated area

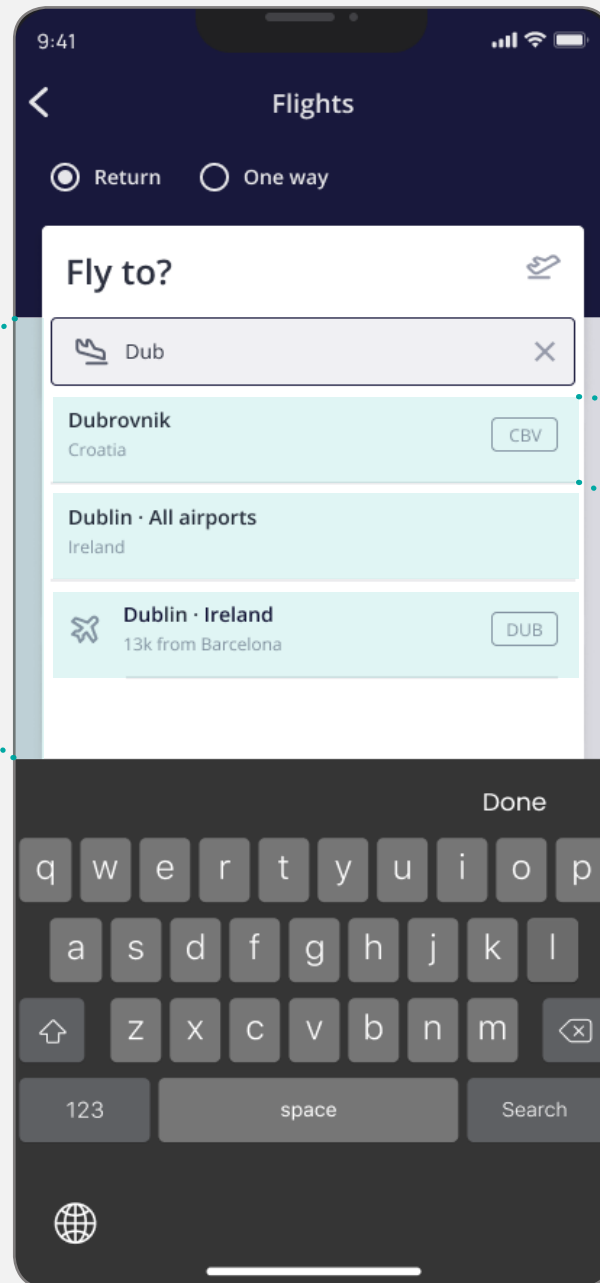
User onPress closes overlay

Fly to Box Active

Input Focused style ready for input



Fly To Search Results



Deactivated area

User onPress closes overlay

Active area

Press area to choose your result

Flights Screen



9:41

Flights

Return One way

From
BCN - Barcelona, Spain

To
DUB - Dublin, Ireland

Departure Date Return Date

Passenger & Class

Promo Code

Choose Dates

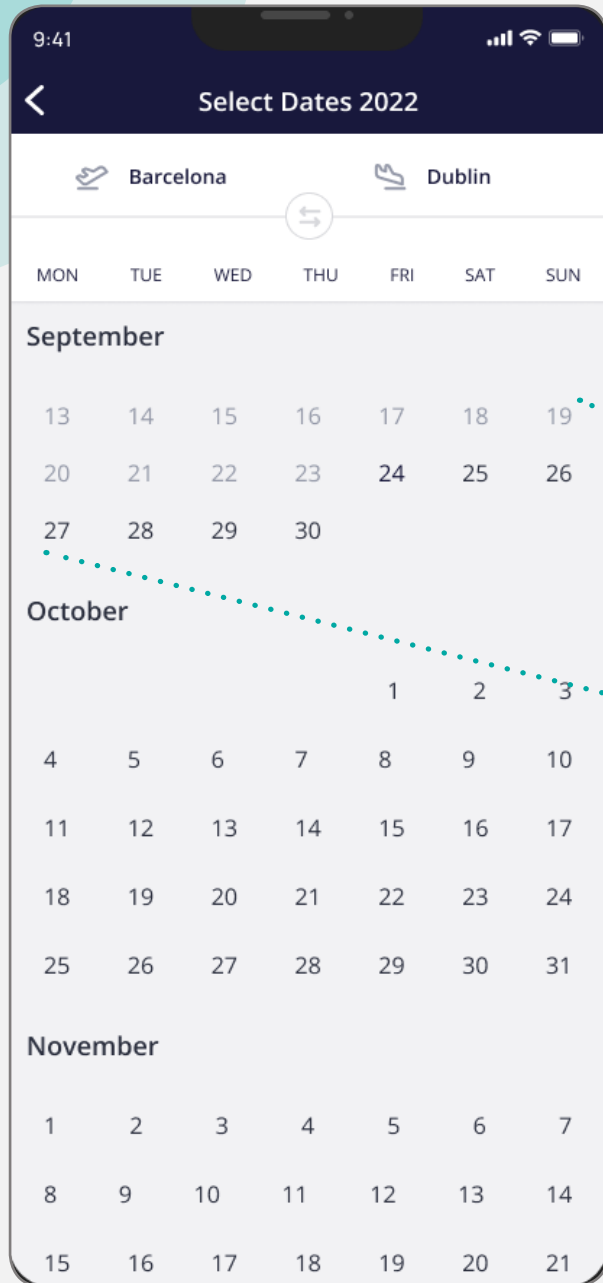
Activated area

onFocus this field show focus styling to push user to press it as this is the next step in the booking process

Required

Submit button is disabled until required fields are filled. Text in the disabled button also prompts user what to do.

Select Date

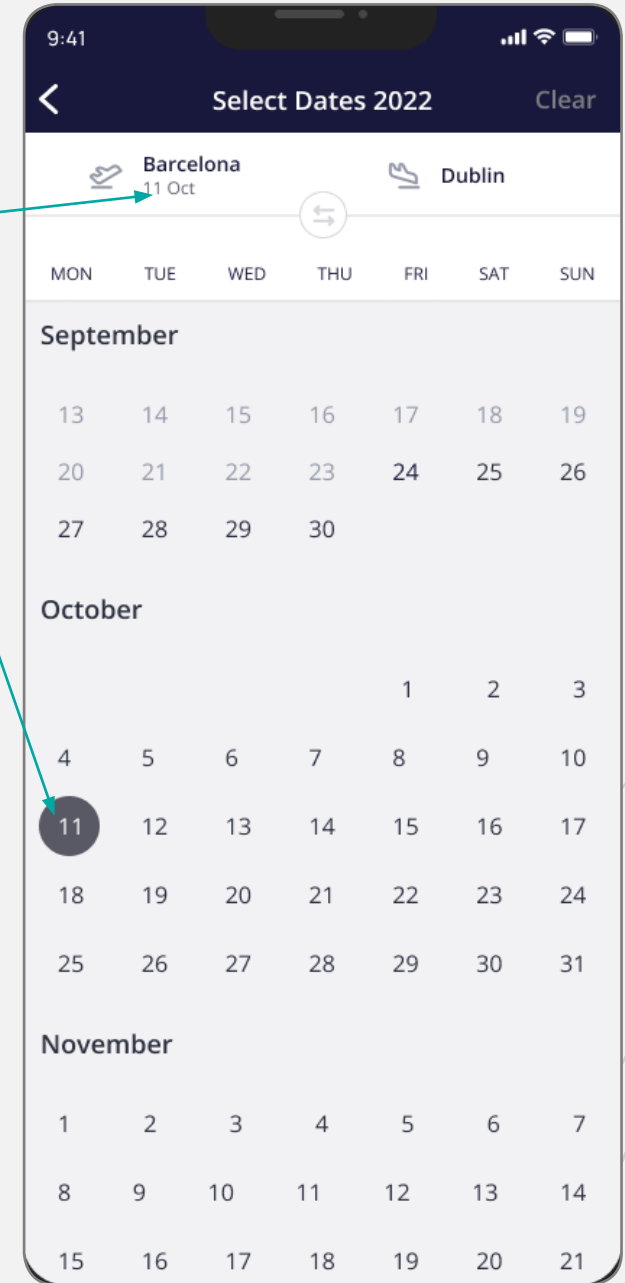


Selected Info

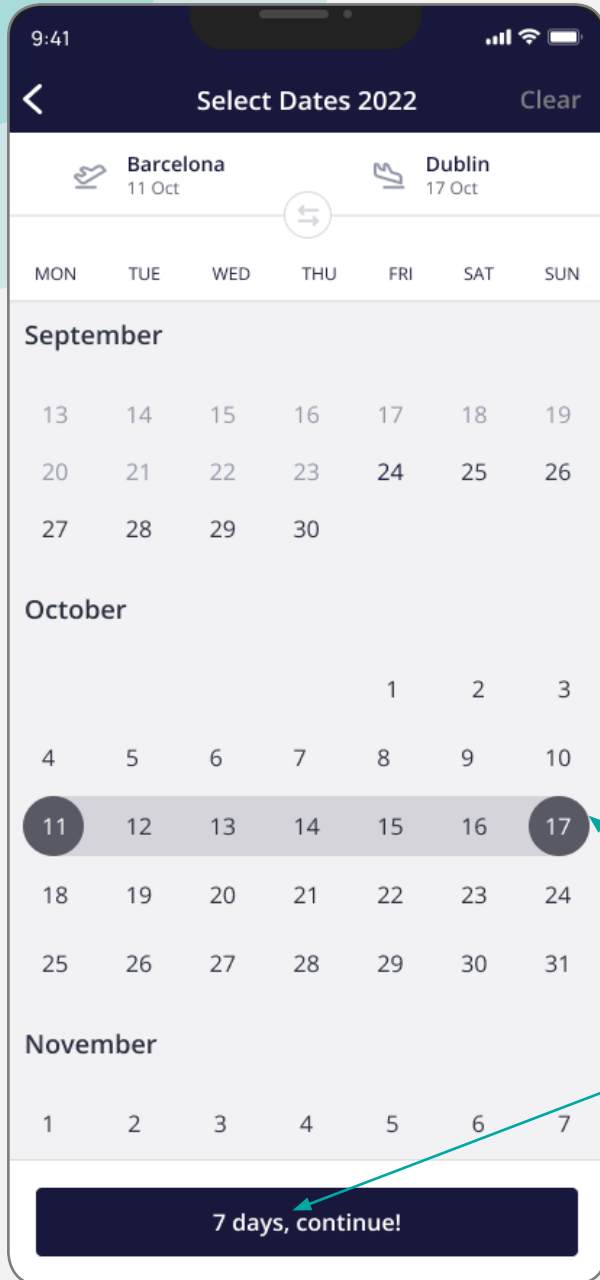
Date selected is updated here.
Year is handled in the title, Select Dates 2022.

Dates

Grayed out dates show user where they can start their booking. With the current day being bolder in style. A week plus is always viewable so user can get their starting point.



Select Date and Class



Passenger Class

If booking for more than one person then user can give each person a different class status.

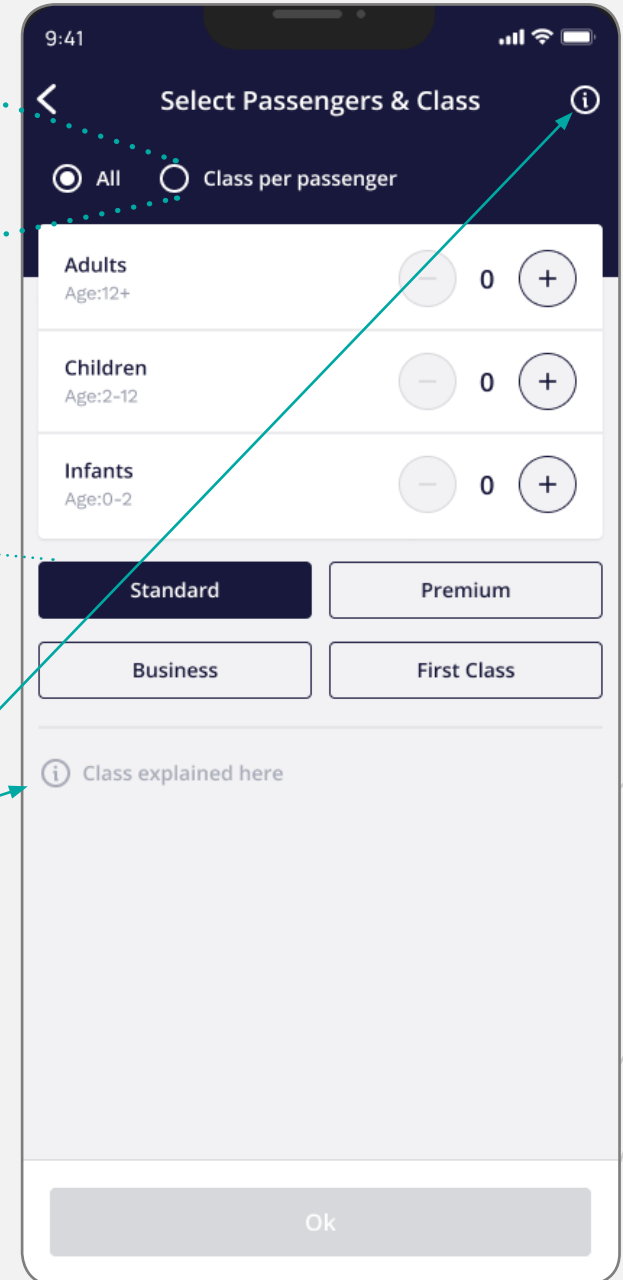
Class Select

Standard is set by default. Idea that class removes the add price on seat and bags in most airline processes. Also allow a reward/utility token to be used to upgrade users and incentivize app usage.

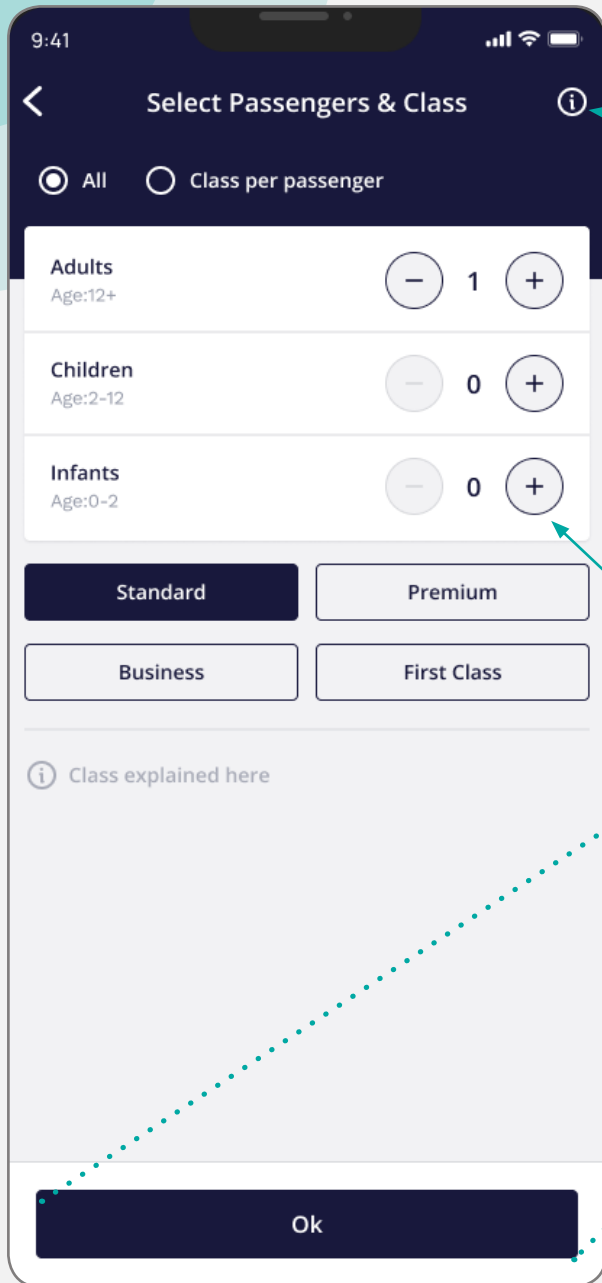
Info icon links to a modal to explain how classes work.

Dates Selected

When you complete your dates then user can then continue. Help text again is used in the button (7days) to help user know now many days their trip is.



Select Class & Search



Class Select

Info icon links to a modal to explain how classes work.

Required fields

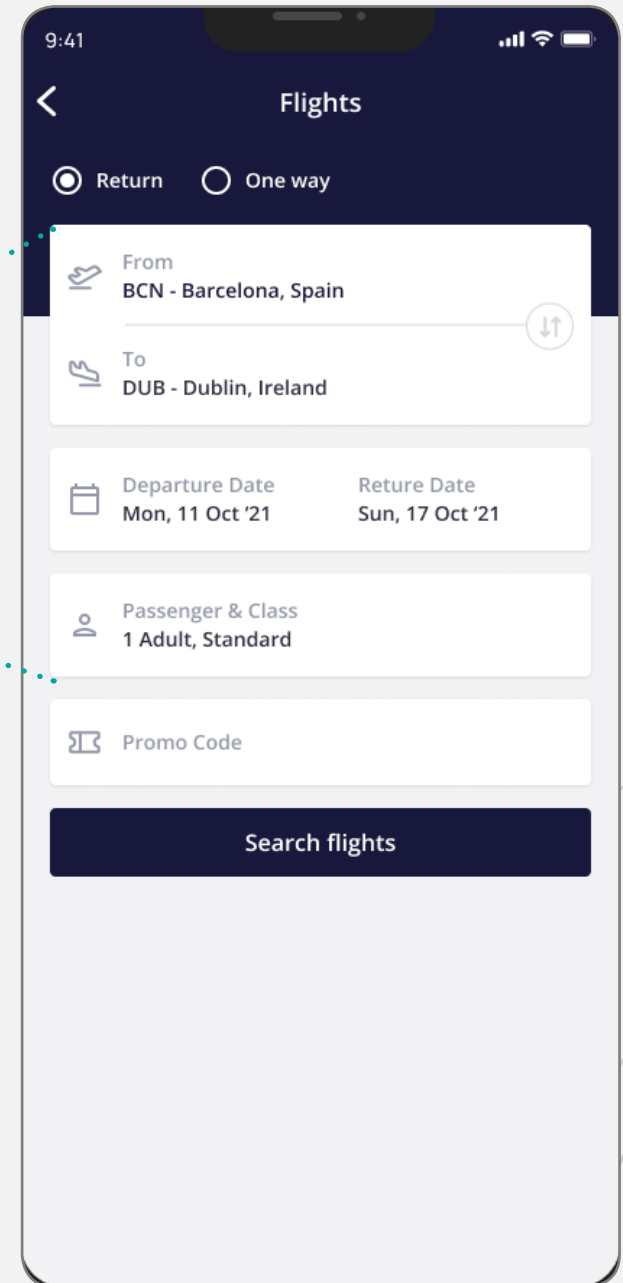
When you complete these fields then user can then search for flights.

Promo code here shows user their discount instead of getting to the payment page and then showing its not valid.

Passenger Select

Plus and minus buttons used to add passengers. Minus button is disabled by default until user adds a passenger.

Once use add at least one passenger, then they can proceed. Meaning OK button get activated.



Search Screen



Destination

Title bar show cities being searched

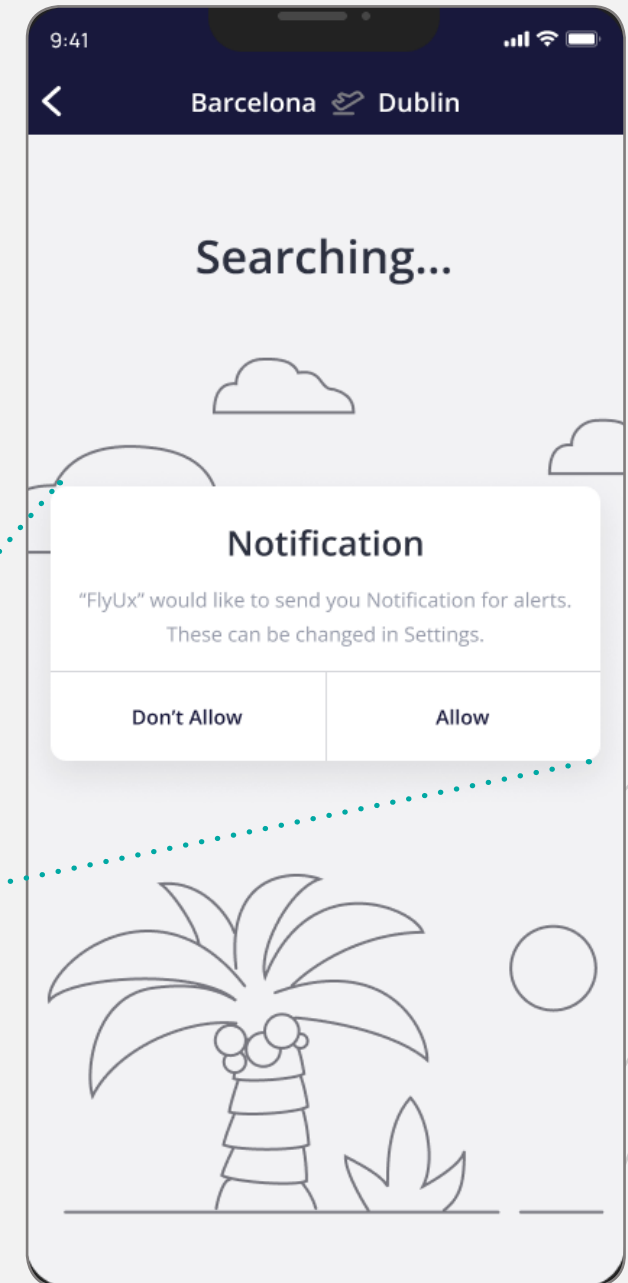
Searching

Animated background image (maybe of destination). Visual priming!

Temptation Bundling, we're more likely to do hard task when coupled with something tempting. This case imagery serves this purpose.

Notification

Ideal time when user waits to ask to activate notification feature. Progressive disclosure is the idea behind this.



Barcelona  Dublin

Searching...



Notification

"FlyUx" would like to send you Notification for alerts.
These can be changed in Settings.

Don't Allow

Allow



Flight Selection



9:41

Barcelona Dublin

SUN €60.00 MON 11 OCT 2021 €55.00 TUE €50.00

SELECT DEPARTUTE FLIGHT
STANDARD CLASS

10:10 2hrs 25min 12:35
BCN FR 6395 DUB

€55.00

14:10 2hrs 25min 16:35
BCN FR 6396 DUB

€55.00

18:10 2hrs 25min 20:35
DUB FR 6397 DUB

€60.00
2 seat left

Standard Premium
Business First Class

i Class explained here

Change Currency

Default based on location or Wallet

Destination

Title bar show cities selected

Day & Price Selection

Cheapest price and date selected in the middle. To browser previous or next day flight price user can swipe or press on either side of the bar. Grayed out style gives user a glimpse of this.

Flight Options

User presented with flight cards showing flight that day and the duration, flight no. and prices.

Low on seat info showing area or other changing or important info.

Class Options

User can get the option to change their class and see what the price differences is as well.

9:41

Dublin Barcelona

SAT €65.00 SUN 17 OCT 2021 €65.00 MON €55.00

SELECT RETURN FLIGHT
STANDARD CLASS

10:10 2hrs 25min 12:35
DUB FR 6395 BCN

€65.00

14:10 2hrs 25min 16:35
DUB FR 6396 BCN

€65.00

18:10 2hrs 25min 20:35
DUB FR 6397 BCN

€65.00

Standard Premium
Business First Class

i Class explained here

Flight Selection Details



9:41

Flights Details

MON 11 to SUN 17 OCT 2021

€120.00

SELECTED FLIGHTS
STANDARD CLASS

10:10 BCN	2hrs 25min FR 6395	12:35 DUB
€55.00		
10:10 DUB	2hrs 25min FR 6395	12:35 BCN
€65.00		

☆ Save Search < Share ⌚ Watch

ADD NOW OR LATER

🛫 Add Baggage >

🛫 Add Seat >

Total
€120.00

Pay Now

Change Currency

Screen Title

Selected Flights

Show total price of users selected flights.

Flight Options

Save Search: Saves the details to home screen

Share: Email flights details or via other social media message platforms. Option for them to then pay and book the flight might be an option.

Watch: App will send user price updates via prompted options.

Pay Now or Later

Pay now is to on-board the user quickly and choosing other details like seating and baggage can be changed later. User can then update flight details under their booking section.

Fixed CTA Area

CTA and payment total is displayed here at all times now up to the payment process.

9:41

Flights Details

MON 11 to SUN 17 OCT 2021

€120.00

10:10 DUB	2hrs 25min FR 6395	12:35 BCN
€65.00		

☆ Save Search < Share ⌚ Watch

ADD NOW OR LATER

🛫 Add Baggage >

🛫 Add Seat >

👤 Your details >

ⓘ 48 hours to amend

Total
€120.00

Pay Now

Baggage



9:41

Add Baggage

Baggage Seating Your Details

Carry-on Baggage

1x Personal Item
(40x20x25cm, 10kg)

Checked Baggage

No checked baggage €0

1x Checked bag (119x81x20cm, 20kg) €50

2x Checked bag (119x81x119cm, 20kg) €100

Total €120.00

Next

Baggage Details

Nav & Visual Process

Navigate and jump to any part in the process. User is guide in a step by step process.

Class Options

Standard Class: Give you carry-on-baggage a standard

Would be nice if app could suggest upgrading class when it make sense to do so.

Baggage Pay Updated

Payment details are updated here. When user goes over there class allocation it just get added to the flight payment total.

Next Button

Brings you to the next step in the process, which is seating.

9:41

Add Baggage

Baggage Seating Your Details

Carry-on Baggage

1x Personal Item
(40x20x25cm, 10kg)

Checked Baggage

No checked baggage €0

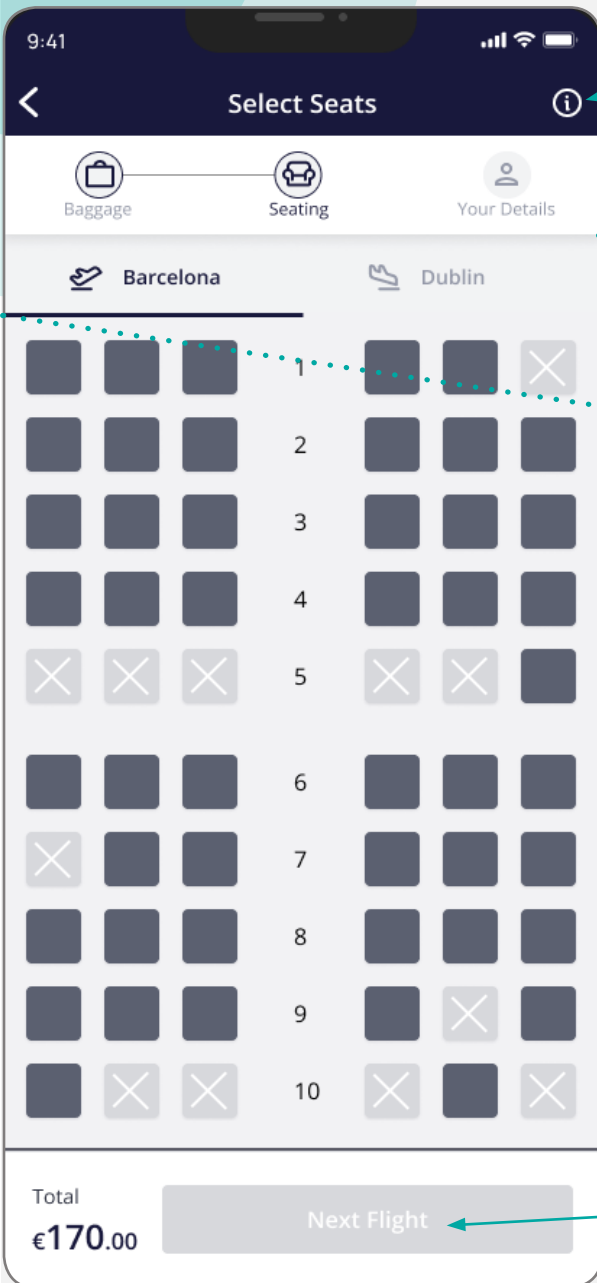
1x Checked bag (119x81x20cm, 20kg) €50

2x Checked bag (119x81x119cm, 20kg) €100

Total €170.00

Next

Seating



Seating Details

Nav & Visual Process

Navigate styling gets updated

Seating To & From Nav

Navigate back and fourth to your seating on both flights

Seat Updated

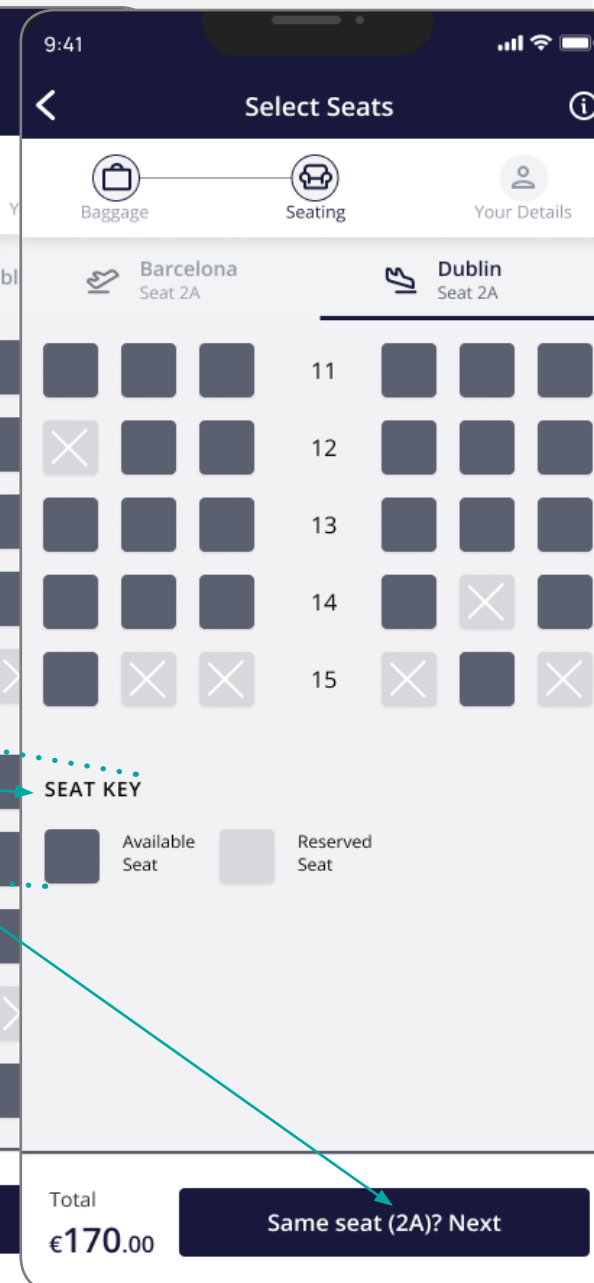
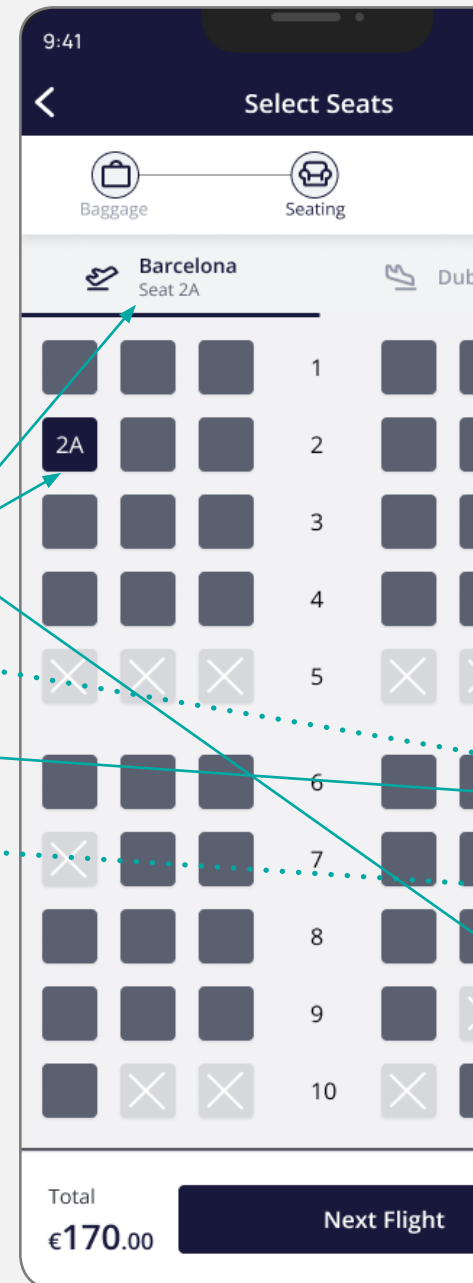
User seat number comes up when selected. By default this is populated to the same seat on the second flight

Seat Key

Seat key can be seen when scrolling through discovery at the bottom of the seating area.

Next Button

Brings you to the next step in the process, when seat is selected.



Your Details



9:41

Back

Your Details

Baggage Seating Your Details

CONTACT DETAILS

Phone number (+353) 123456789

Email Enter your email address

PASSENGER DETAILS

Title

Mr Mrs Ms

First name First name

Middle name Middle name

Surname name Surname name

Birthday

Total €170.00 Done

Nav & Visual Process
Navigate style updated

Section & Description
Large amount on information is better handle by user when broken down into smaller sections.

Error Field Behavior
If a disabled button is pressed then error style should be activated and jump to the first required field.

Save Booking
In this context user has not signed up so app will prompt user to register then saving a user profile can be saved.

Done Button
When required field are complete then button can be activated.

9:41

Back

Your Details

Baggage Seating Your Details

Male Female

PASSPORT DETAILS

Please enter details exactly as they appear on your passport or travel documents

Passport

Issued by Ireland

Passport number PD5344532

Passport expiration 12/2032

Postcode of Residence W29W4W4

Save details for future bookings

Total €170.00 Done

Payment



9:41

Payment Method

FLIGHTS DETAILS

Barcelona ↔ **Dublin**

Departure: 11 Oct 2021
Return: 17 Oct 2021
Baggage: 1x checked bag
Standard Seat: DUB 2A - BCN 2A

Total Charge **€170.00**

PASSENGER DETAILS

Sam May

PAY WITH / OPTION

Voucher / Gift OR Payment link

Total Price **€170.00**
Credit card fee **€2.37**

Total Charge **€172.37**

[Complete Booking](#)

Payment Types

App allows for tradition payment as well as a Crypto wallet which will allow for Apps own token as well as allow other forms to token payment.

Other Payment

Voucher or Gift Voucher you have received can be retrieved here
Payment link (Revault) can be sent via text or email.

Passenger Details

By filling in your previous details, your profile get populated here.

Final Payment

With traditional card payment selected user can type or photograph their card for easy data entry.

Payment fees and total price is then add for final payment.

9:41

Payment Method

PAYMENT TYPE

Card

OR

Apple Pay

OR

PayPal

OR

FlyUX Wallet

PAYMENT TYPE

Card Number

MM / YY CVV

Total Price **€170.00**
Credit card fee **€2.37**

Total Charge **€172.37**

[Complete Booking](#)

Card Payment



Photo Payment

App allows you to access your camera to auto fill you card details. By holding your card in the frame it can scan it saving the user time. All the user may have to do is then is type their CVV.

Complete Payment

Once all required field have be filled then Complete booking button can be activated and booking detail can be added to your booking section in app.

